

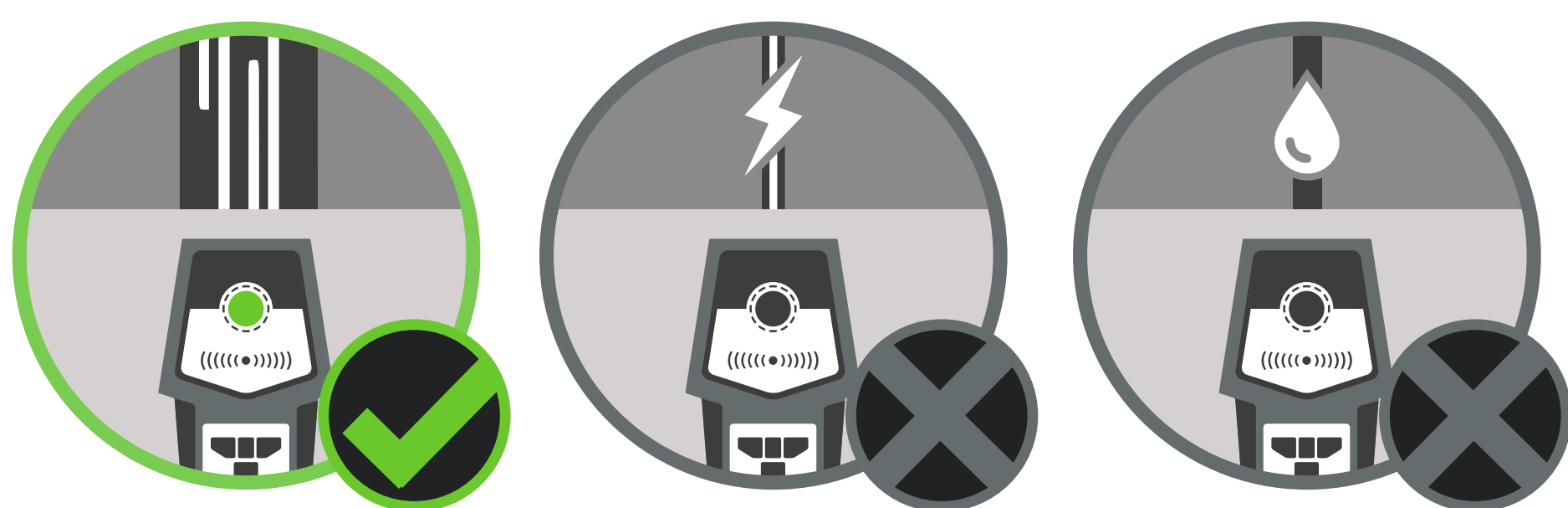
# Choosing the right fixings



All Ross TV mounts are supplied with the common fixings you will need for solid walls (such as brick, concrete and stone) and wooden stud walls. Specialist fixings are widely available online and in hardware stores for 'dot and dab' and other less conventional wall structures. If you are in any doubt, please contact our [Technical Support team](#) who will be happy to assist you.

## What is my wall type?

Tap the wall in different locations with the back of your hand - a stud wall will sound hollow. Solid walls will feel much firmer and sound more solid. 'Dot and dab' is more subtle and may only be revealed when you drill it - there will be small voids between the bricks and the plasterboard.

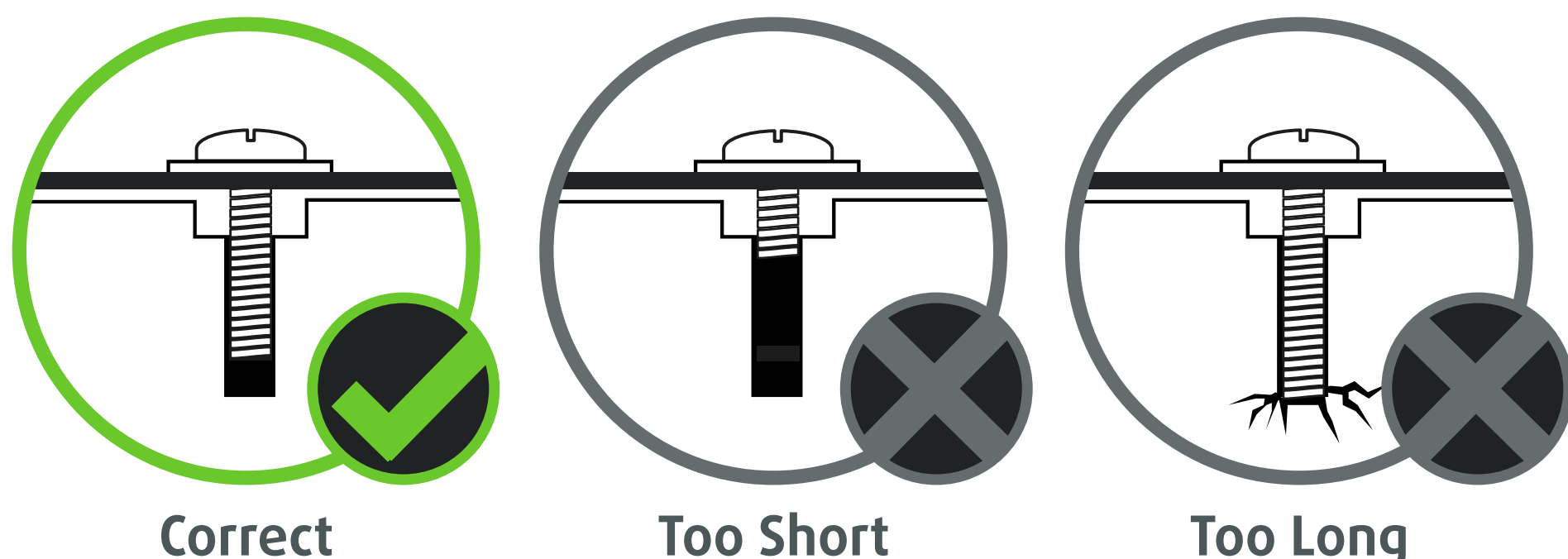


If you have a stud wall, you should use a stud finder to locate the wooden studs. Please do not mount the bracket onto plasterboard only.

You should test for the location of any pipes or cables before you start. Pay particular attention above, below and around electrical sockets.

## For the TV

Each Ross TV wall mount is supplied with a wide range of bolts and fixings, which will cover many different models of TV. It is perfectly normal to find you have some left over parts after installation.

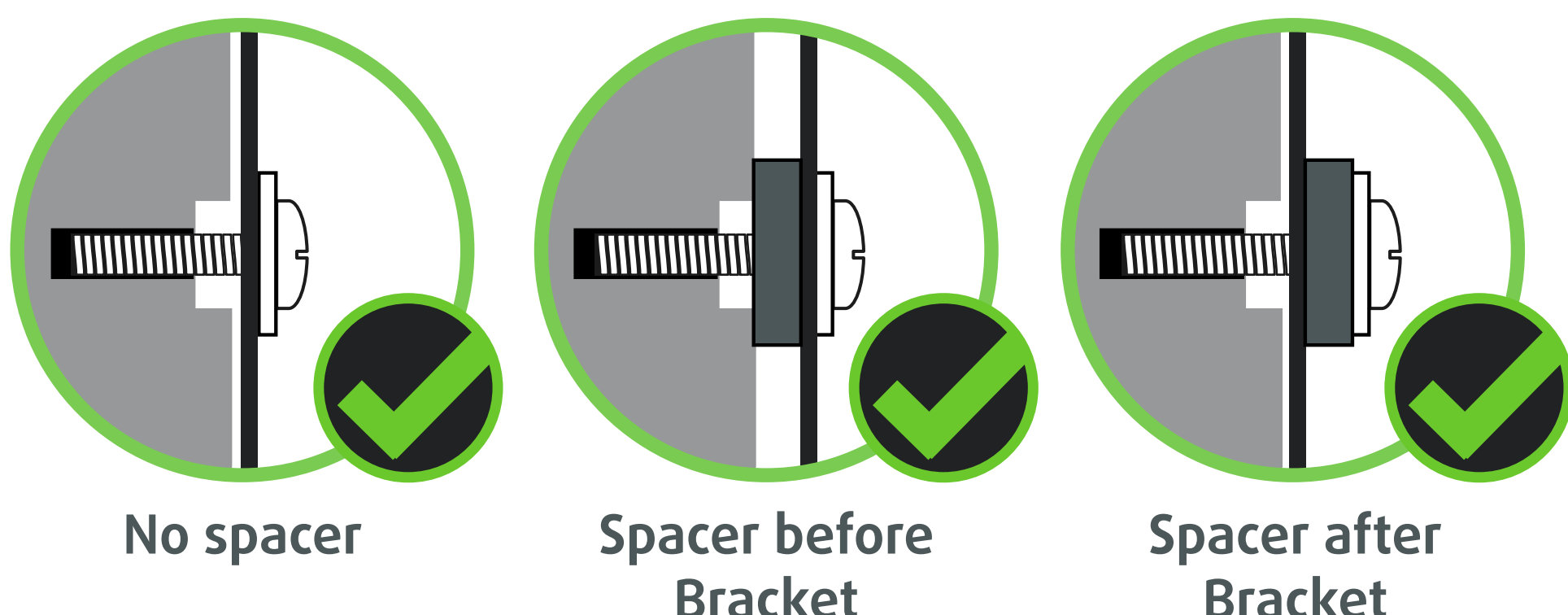


When installing your mount, start by finding a combination of bolts and black spacers which works for your TV.

There should be enough thread inside the hole to hold the TV securely. Too short and the bolt could come loose. Too long and the bolt could cause damage to the TV. Take care not to overtighten the bolt.

The metal washers provided should always be used with the bolts to help ensure the wall mount is securely attached.

The black spacers are optional, but may be helpful to reduce the bolt length or to accommodate a different depth at the top and bottom of the TV. You can place the black spacer in front of the mount or behind it, both locations will work.



Due to the variation between TV manufacturers and models, you may find that your TV requires a different size of bolt which was not included in the set. These additional bolts are available to purchase separately from a hardware store or online. Check the TV user manual for the exact length and diameter of bolt required.